



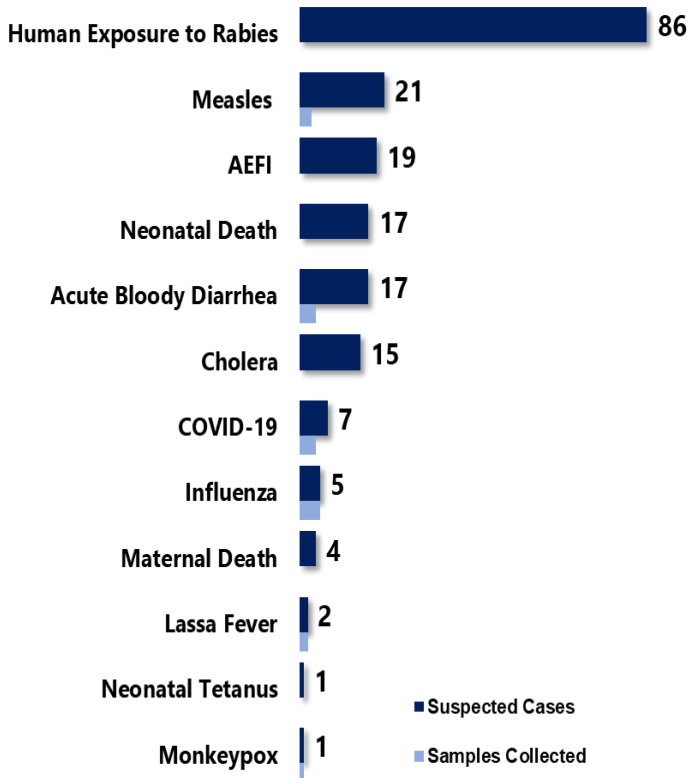
Liberia IDSR Epidemiology Bulletin

Epi-week 39 (September 25–October 1, 2023)

Country Population: 5,104,413 | Volume 19 Issue 39 | Sept. 25–October 1, 2023 | Data Source: CSOs from 15 Counties and Laboratory

Highlights

Figure 1: Public Health Events Reported



Keynotes and Events of Public Health Significance

- ◆ **A total of 195 events** of public health importance including **21 deaths** reported
- ◆ **Completeness and timeliness** of health facility reports were both **98%**
- ◆ **Ongoing Lassa fever** outbreak in **3** Counties
- ◆ **Ongoing Measles outbreak** in **7** Counties

Adverse Events Following Immunization/Adverse Drug Reaction (AEFI)

Reporting Coverage

Table 1: Health Facility Weekly IDSR Reporting Coverage, Liberia, Epi-week 39, 2023

County	Expected Reports From HF*	Reports Received	Received on Time	Completeness (%)	Timeliness (%)
Bomi	28	28	28	100	100
Bong	67	67	67	100	100
Gbarpolu	18	18	18	100	100
Grand Bassa	37	37	37	100	100
Grand Cape Mount	34	34	34	100	100
Grand Gedeh	24	24	24	100	100
Grand Kru	24	24	24	100	100
Lofa	60	60	60	100	100
Margibi	66	66	66	100	100
Maryland	28	28	28	100	100
Montserrado	418	394	394	94	94
Nimba	92	92	92	100	100
Rivercess	21	21	21	100	100
River Gee	20	20	20	100	100
Sinoe	41	41	41	100	100
Liberia	978	954	954	98	98

954(98%)
Health facilities reported IDSR data

98(100%)
Health districts reported IDSR data

954 (98%)
Health facilities reported timely IDSR data

- ◆ The national target for weekly IDSR reporting is 80%. Health facility timeliness is monitored at the health district level
- ◆ All counties reported on time to the national level

Legend:



Vaccine-Preventable Diseases

Measles

- Twenty-one (21) suspected cases were reported from 9 Counties (see distribution in Table 2)
- Three (3) specimens were collected and pending testing
- Seven (7) were vaccinated (see distribution in Table 3)

Table 2: Distribution of Measles cases per county and epi-classification, Liberia, Epi week 39, 2023

COUNTY	CUMULATIVE # SUSPECTED CASES	CUMULATIVE # CONFIRMED CASES	CLASSIFICATION OF CONFIRMED CASES			DEATHS	CFR (%)	# CONFIRMED CASES WEEK 38	# CONFIRMED CASES WEEK 39	% CHANGE
			Lab confirmed	Epi Linked	Clinically Compatible					
Bomi	79	68	2	13	53	0	0.0	1	0	-100
Bong	209	209	2	6	201	1	0.5	0	1	100
Gbarpolu	41	40	0	0	40	0	0.0	2	1	-50
Grand Bassa	174	171	0	0	171	0	0.0	1	0	-100
Grand Cape Mount	75	67	1	2	64	0	0.0	1	0	-100
Grand Gedeh	398	354	6	27	321	0	0.0	4	5	31.3
Grand Kru	738	732	10	72	650	2	0.3	1	3	200
Lofa	132	124	0	0	124	0	0.0	2	1	-50
Margibi	201	199	1	8	190	0	0.0	0	0	-
Maryland	705	703	0	0	703	0	0.0	9	5	-44
Montserrado	1083	1075	4	53	1018	2	0.2	5	2	-60
Nimba	360	351	2	33	316	3	0.9	8	1	-87.5
River Gee	139	113	1	0	112	0	0.0	1	2	100
Rivercess	35	30	1	0	29	0	0.0	0	0	-
Sinoe	138	119	6	11	102	0	0.0	1	0	-100

Table 3: Vaccination Status of Measles Cases, Liberia, Epi-week 39, 2023

County	Vaccinated	Number of Doses Received		
		One Dose	Two Doses	Doses Not Indicated
Bomi	0	0	0	0
Bong	1	0	0	1
Gbarpolu	0	0	0	0
Grand Bassa	0	0	0	0
Grand Cape Mount	0	0	0	0
Grand Gedeh	2	2	0	0
Grand Kru	1	1	0	0
Lofa	1	1	0	0
Margibi	0	0	0	0
Maryland	0	0	0	0
Montserrado	1	1	0	0
Nimba	0	0	0	0
River Gee	1	1	0	0
Rivercess	0	0	0	0
Sinoe	0	0	0	0
National	7	6	0	1

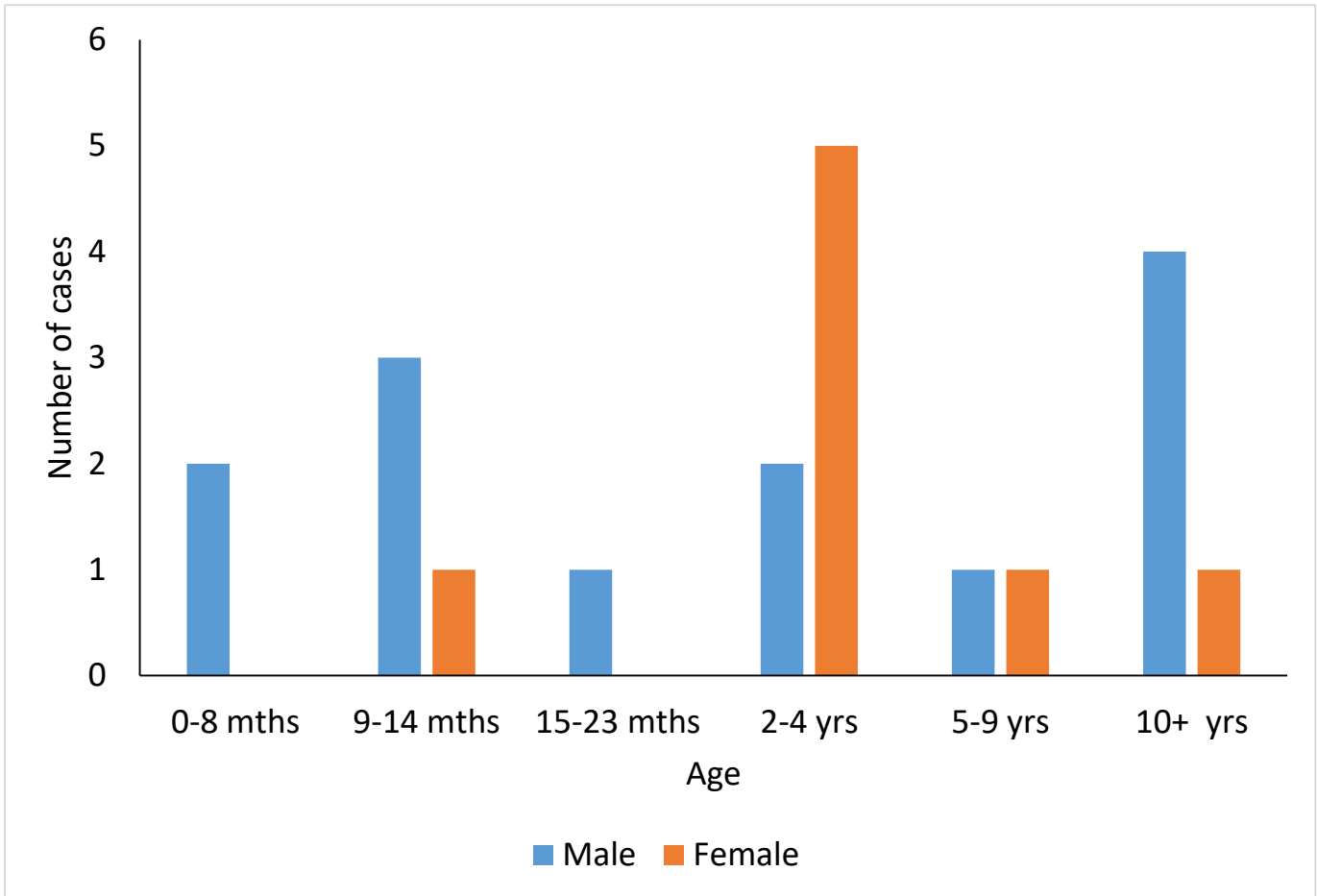


Figure 2: Distribution of Measles Cases by Age Group and Sex, Liberia Epi Week 39, 2023

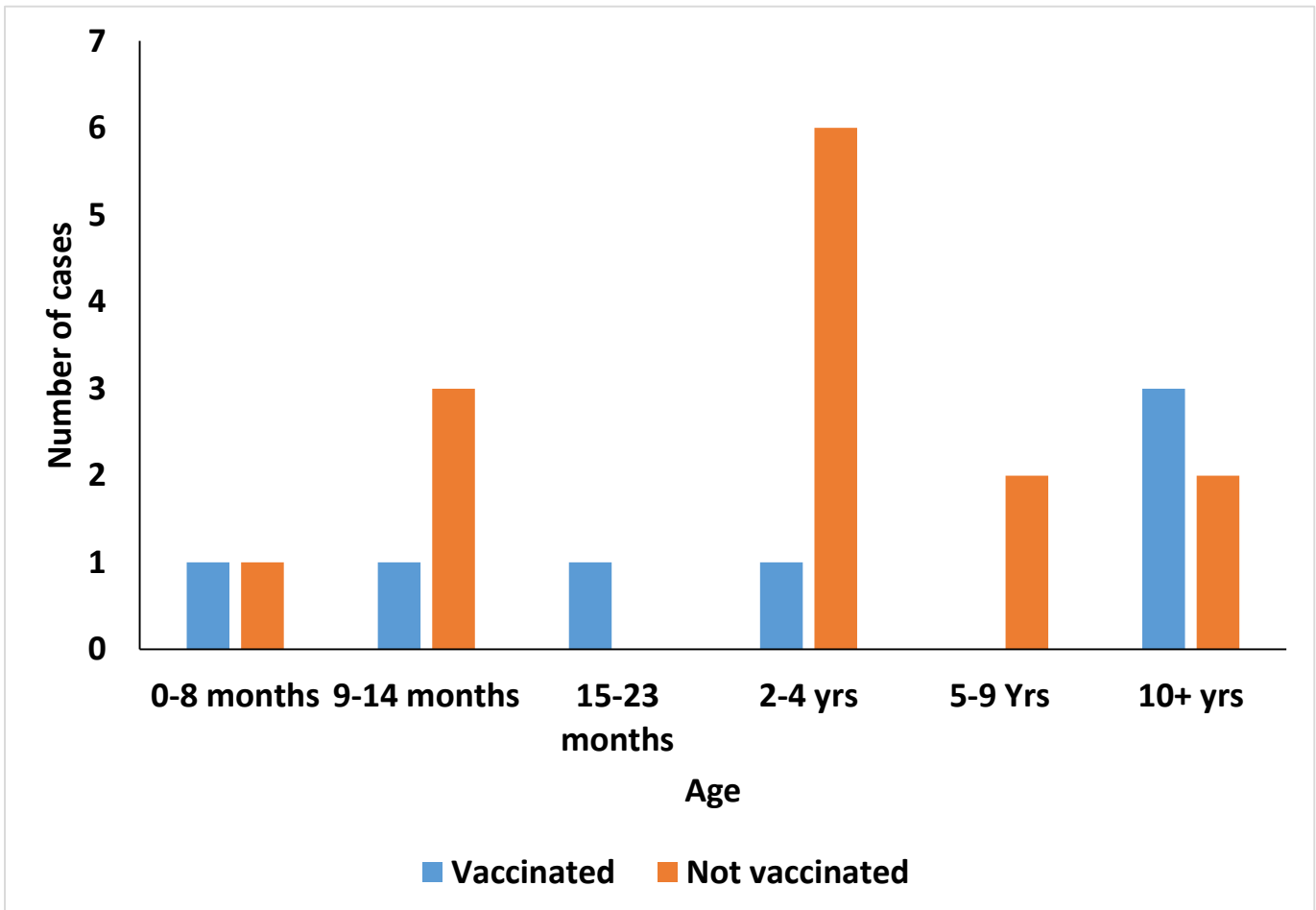


Figure 3: Vaccination Status of Suspected Measles Cases by Age Group, Liberia, Epi-Week 39, 2023

Table 4: Cumulative Distribution of Measles Cases and Deaths, December 13, 2021-October 1, 2023

COUNTY	CUMULATIVE SUSPECTED CASES	CUMULATIVE CONFIRMED CASES	CLASSIFICATION OF CONFIRMED CASES			CLASSIFICATION OF CONFIRMED DEATHS			CUMULATIVE DEATHS	CFR (%)	# CONFIRMED CASES WEEK 38	# CONFIRMED CASES WEEK 39	% CHANGE	Outbreak Status
			Lab confirmed	Epi Linked	Clinically Compatible	Lab confirmed	Epi Linked	Clinically Compatible						
Montser rado	5, 437	5,351	145	1658	3, 548	3	61	5	69	1.3	5	2	-60	Ongoing
Nimba	1, 122	1094	37	187	870	0	1	3	4	0.4	8	1	-86	Ongoing
Margibi	827	803	34	136	633	0	0	1	1	0.1	0	0	-	Ended
Grand Bassa	962	924	40	212	672	1	0	6	7	0.9	1	0	-100	Ongoing
Lofa	353	284	32	66	186	0	0	0	0	0	0	0	-	Ended
Bong	603	578	22	21	535	0	1	2	3	0.5	0	0	-	Ongoing
Maryland	1081	1061	24	308	729	0	0	0	0	0	5	5	-	Ongoing
Grand Gedeh	628	468	34	48	386	0	0	0	0	0	3	3	-	Ongoing
Sinoe	284	231	36	84	111	0	0	0	0	0	0	0	-	Ended
Bomi	183	147	34	27	86	1	2	2	5	3	0	0	-	Ended
Grd Cape Mt	215	187	17	18	152	0	2	1	3	1.6	0	0	-	Ended
Grand Kru	990	961	22	106	833	0	0	2	2	0.2	1	3	200	Ongoing
Gbarpolu	67	46	4	2	40	0	0	0	0	0	0	0	-	Ended
Rivercess	112	84	23	54	7	0	1	0	1	1.1	0	0	-	Ended
River Gee	103	79	0	0	79	0	0	0	0	0	0	0	-	Ended
Total	12,967	12,298	504	2,927	8,867	5	68	22	95	7.8	23	14		

Public Health Response

I. Coordination

☞ IMS meetings are being held for coordination and mobilization of resources in response counties

II. Epidemiological Surveillance

☞ Contact tracing and line listing of cases ongoing in the affected communities in Grand Kru and Grand Gedeh Counties

III. Case management

☞ Vitamin A administration also ongoing in the fourteen counties that are implementing the periodic intensification of routine immunization

IV. Immunization

☞ Ongoing round two periodic intensification of routine immunization in fourteen counties, and supported by WHO

V. Laboratory

☞ Specimens were collected from 4 counties in 4 districts. Bong-Panta, River Gee-Gbeapo, Nimba-Buu-Yao. & Grand Gedeh-Gbao.

☞ Five hundred four (504) cases have been confirmed the National Public Health Reference Laboratory from December 13, 2021 – October 4, 2023.

VI. Risk Communication and Community Engagement

- Health education on prevention ongoing in Grand Gedeh and Grand Kru Counties

VII. Challenges

- Insufficient gasoline to intensify response activities in Grand Kru and Grand Gedeh Counties
- Delay lab result from NPHRL in Grand Gedeh County
- Lack of specific budget support for response in Grand Gedeh County

Acute Flaccid Paralysis (AFP)

- Zero cases reported
- Cumulatively, thirty-nine (39) cases were reported
 - Ten (10) tested negative
 - Twenty-nine (29) pending

Neonatal Tetanus

- One (1) case was reported from Grand Bassa County
- Cumulatively, forty-seven (47) cases including 6 deaths reported

Influenza-Like Illnesses

Coronavirus Disease (COVID-19)

- Seven (7), suspected cases were reported from Montserrado (6), and Nimba (1) Counties
- Four (4) Specimens collected and pending testing
- Cumulatively, 89 cases have been reported

Influenza

- Five (5) suspected cases were reported from Montserrado (5) County
- Specimens collected and pending testing
- Cumulatively, one hundred (100) suspected cases reported
 - Proportion cases with sample collected (95/100) 95%
 - Proportion of cases with sample tested (34/95) 36% and all negative

Viral Hemorrhagic Diseases

Lassa fever

- Five (5) suspected cases were reported from Bong (3), Nimba (1), and Grand Bassa (1) Counties
- Specimens were collected: 3 tested negative and 2 positive
- Cumulatively, one hundred ninety-one (191) suspected cases reported
 - Proportion of suspected cases with a sample collected (175/191) 92%
 - Proportion of suspected cases with sample tested (175/175) 100% (confirmed 52, negative 123)

Current Outbreak

Lassa fever disease

- Two new confirmed cases were reported
- Cumulatively, ninety-six (96) laboratory-confirmed cases including 27 deaths reported (CFR=28%)

Table 5: Summary of Lassa fever Outbreak, Liberia, January 6, 2022 - October 1, 2023

County	Outbreak Districts	Outbreak Start Date	Total suspected cases	Total confirmed cases	Deaths in HCWs	Total Deaths	CFR %	Total Contacts	# HCW contacts	Contacts_became cases	HCW became confirmed case	Contacts under follow up	Contacts completed	Days in countdown	Outbreak Status
Montserrado	Bushrod	13-Feb-23	15	2	0	1	50%	29	21	0	0	0	29	Completed	Over
	Central Monrovia	3-Mar-23	28	1	0	1	100%	28	27	0	0	0	28	Completed	Over
Bong	Suakoko	21-Apr-23	148	42	2	8	19%	423	177	6	4	26	334	Active	Ongoing
	Sanoyea	19-Sep-23	2	2	0	1	50%	36	18	0	0	6	31	Completed	Over
	Kokoya	3-Oct-23	1	1	0	0	0%	5	0	0	0	5	0	Active	Ongoing
	Jorquelleh	6-Jan-22	13	9	1	2	25%	107	69	3	3	0	107	Completed	Over
Grand Bassa	District 3A&B	9-Sep-22	86	32	0	9	28%	177	40	40	0	23	159	Active	Ongoing
	Buchanan	11-Aug-23	2	1	0	1	100%	4	2	0	0	4	0	Active	Ongoing
Nimba	Sanniquelle-Mah	6-Feb-23	36	2	0	0	0%	43	35	8	0	0	43	Completed	Over
	Tappita	13-Mar-23	12	1	0	1	100%	36	17	4	0	0	36	Completed	Over
	Bain-Garr	1-Jun-23	10	3	0	3	100%	61	25	0	0	31	30	Active	Ongoing
Total			353	96	3	27	28%	1000	424	61	7	95	797		

Public Health Measures

- The National Public Health Institute of Liberia (NPHIL) and the Ministry of Health (MOH) are providing technical and logistical support to County Health Teams with support from partners.

I. Surveillance:

- Active case search and contact tracing ongoing in affected communities and districts
- Development and dissemination of weekly sit-reps by affected counties

II. Laboratory

- The National Public Health Reference Laboratory continues testing of Lassa fever samples
- A total of 96 Lassa fever cases have been confirmed since this outbreak

Case management and IPC

- Cases isolated and managed at designated facilities

Environmental and Vector Control

- Ongoing clean-up campaigns and rodent control measures in Grand Bassa County

Risk Communication and Community Engagement

- Risk communication and community engagement ongoing in affected and surrounding communities
- Airing of jingles on Lassa fever prevention and control in Bong and Grand Bassa Counties

Yellow fever

- ☞ Zero suspected cases reported
- ☞ Cumulatively eighty-six (86) suspected cases were reported
 - Three (3) samples (3/86) 3% not transported (Epi week 5 from Grand Gedeh, River Gee, and Grand Kru Counties)
 - Proportion of suspected cases with samples collected (70/86) 81%
 - The proportion of samples tested is (55/70) 79%
 - The proportion of samples pending testing is (15/70) 21%

Dengue Fever

- ☞ Zero cases were reported

Ebola Virus Disease

- ☞ Zero cases were reported

Diarrheal Diseases

Acute Bloody Diarrhea (Suspected Shigellosis)

- ☞ Seventeen (17) cases were reported: Nimba (5), Rivercess (3), Lofa (3), Margibi (2), Grand Gedeh (2), Gbarpolu (1), and Bong (1) Counties
- ☞ Six (6) specimens were collected and pending testing
- ☞ Cumulatively, six hundred sixty-one (661) cases were reported
 - Two hundred thirty-three (233) specimens were collected
 - One hundred fifty-eight (158) specimens were received by NPHRL
 - 121 tested negative
 - 6 specimens pending testing by NPHRL
 - 31 specimens rejected by NPHRL
 - 75 specimens not received by NPHRL

Severe Acute Watery Diarrhea (Suspected Cholera)

- ☞ Fifteen (15) suspected cases were reported: Nimba (7), Lofa (4), Maryland (2), Rivercess (1), and Grand Kru (1) Counties
- ☞ No specimen was collected
- ☞ Cumulatively, seven hundred fifty-six (756) cases reported
 - Two hundred forty-six (246) specimens were collected
 - Ninety-six (96) specimens were received by NPHRL
 - 76 tested negative
 - 2 pending testing by NPHRL
 - 18 specimens rejected by NPHRL
 - 9 pending arrival at NPHRL
 - 141 specimens were not received by NPHRL

Other Reportable Diseases

Animal bite (Human Exposure to Rabies)

- ☞ Eighty-six (86) animal bites were reported

Table 6: Distribution of Animal Bite Cases and PEP Administration per County, Liberia, Epi week 39, 2023

Counties	Cases	Person receiving PEP	PEP doses administered	Cumulative cases (Wk 1-39)	Cumulative PEP administered (Wk 1-39)
Bomi	1	0	0	56	31
Bong	3	2	2	166	72
Gbarpolu	2	0	0	26	1
Grand Bassa	4	1	1	224	21
Grand Cape Mount	0	0	0	62	36
Grand Gedeh	3	0	0	87	13
Grand Kru	5	0	0	213	15
Lofa	5	0	0	187	75
Margibi	7	2	2	155	68
Maryland	4	0	0	153	57
Montserrado	28	12	12	758	195
Nimba	18	1	1	439	144
Rivercess	2	1	1	95	56
River Gee	2	0	0	43	0
Sinoe	2	0	0	110	6
Total	86	19	19	2,774	790

Public Health Actions

- 📋 Ongoing monitoring and follow-up of cases
- 📋 Ongoing media awareness on rabies prevention and control

Meningitis

- 📋 Zero cases reported
- 📋 Cumulatively, thirty-two (32) suspected cases reported
 - Proportion of suspected cases with samples collected (26/32) 81%
 - Proportion of sample tested (22/26) 85%
 - 17 negative and 4 positive (Streptococcal-3 & Hemophilus Influenza)

Mpox

- 📋 One (1) suspected case was reported from River Gee County
- 📋 Specimen was collected and pending testing
- 📋 Cumulatively, one hundred-nineteen (119) suspected cases reported
 - Seven (7) confirmed

Unexplained cluster of deaths

- 📋 Zero cases reported

Events of Public Health Importance

Maternal Mortality

- 📋 Four (4) deaths were reported from Montserrado (1), Grand Gedeh (1), Maryland (1), and Grand Bassa (1) Counties
- 📋 Reported cause: Post-partum Hemorrhage (2), pulmonary embolism (1), and 1 pending review
- 📋 Reporting Site:
 - Health Facility (4/4) 100%
- 📋 Cumulatively, two hundred forty-six (246) deaths reported
 - Proportion of death reviewed (67/246) 27%
 - Proportion of community death (31/246)13%

Neonatal Mortality

- 📋 Eighteen (18) deaths were reported from Montserrado (12), Bomi (1), Margibi (1), Gbarpolu (1), Nimba (1), Maryland (1), and Lofa (1) Counties
- 📋 Reported causes: Birth asphyxia (12), Neonatal sepsis (3), Preterm (2), and Gastrochisis (1)
- 📋 Reporting site:
 - Health facility: 17/17 (100%)
- 📋 Cumulatively, five hundred ninety-five (595) deaths reported

Adverse Events Following Immunization (AEFI)/Adverse Drug Reaction (ADR)

- 📋 Forty-nine (49) cases were reported: Sinoe (30), Grand Gedeh (7), Grand Kru (5) Lofa (5), Grand Bassa (1), and Bong (1) Counties
- 📋 All reported cases were classified as non-serious
- 📋 Related vaccine:
 - Penta (19/49) 39%
 - Measles (11/49) 22%
 - Others (19/49) 39%
- 📋 Cumulatively, six hundred sixteen (616) events were reported and COVID-19 accounted for (191/616) 31%

Neglected Tropical Diseases

YAWS

- 📋 Zero cases were reported
- 📋 Cumulatively, two hundred forty-one (241) cases have been reported

Buruli Ulcer

- ☞ Zero cases were reported
- ☞ Cumulatively, one hundred seventy-one (171) cases have been reported

Border Surveillance Update

A total of 4,418 travelers were recorded for the week with incoming travelers accounting for 49% (2,147/4,418)

Table 7: Border activity at the PoE for incoming and outgoing travelers, Liberia, Epi week 39, 2023

Type of Ports	Point of Entry	Weekly total	Arrival	Departure	Total travelers with YB	Yellow Book Damage	Card Replaced	Travelers Vaccinated against YF & Issued book	Alerts detected/ Verified	COVID-19 Reactive	Evidence of COVID-19 vaccination card/certificate
Airport	James S. Paynes	107	37	70	10	0	0	0	0	0	10
	Robert Int'l Airport	3389	1610	1779	3345	44	44	26	0	0	3336
Seaport	Freeport of Monrovia	112	56	56	112	0	0	0	0	0	112
	Buchanan Port	0	0	0	0	0	0	0	0	0	0
Land Crossing	Bo Water Side	483	266	217	472	8	8	0	0	0	400
	Ganta	125	69	56	75	0	0	0	0	0	46
	Yekepa	101	49	52	52	0	0	0	0	0	60
	Loguatu	101	60	41	83	0	0	0	0	0	68
Total		4,418	2,147	2,271	4,149	52	52	26	0	0	4,032

Note: Yellow book issue for both arrival and departure; Vaccination coverage for both arrival and departure

Public Health Measures

National level

- ☞ Continue to distribute surveillance weekly ledgers and triplicate Lab alert and submission forms to the counties
- ☞ Distribution of 10 motorcycles to nine DSOs and one CSO from seven counties
- ☞ Providing remote technical and operational support to counties
- ☞ Produced and disseminated situation reports (Lassa fever, Measles, and Mpox outbreaks)

County-level

☞ Coordination

- Partner coordination and resource mapping

☞ Surveillance

- Publication of situational reports
- Active case search ongoing in affected and surrounding communities

☞ Case Management

- Administration of PEP
- Management of measles cases ongoing

Appendix

Summary of Immediately Reportable Diseases, Conditions, and Events by County

		Bomi	Bong	Gbarpolu	Grand Bassa	Grand Cape Mount	Grand Gedeh	Grand Kru	Lofa	Margibi	Maryland	Montserrado	Nimba	Rivercess	River Gee	Sinoe	Total Weekly	Cumulative Reported	Cumulative Lab-confirmed	
No. of Expected Health District		4	9	5	8	5	6	5	6	4	6	7	11	6	6	10	98			
No. of Health District Reported		4	9	5	8	5	6	5	6	4	6	7	11	6	6	10	98			
Vaccine Preventable Diseases	Acute Flaccid Paralysis (Suspected Polio)	A	0	0	0	0	0	0	0	0	0	0	0	0	0	0	0	0	39	0
		D	0	0	0	0	0	0	0	0	0	0	0	0	0	0	0	0	0	0
	Measles	A	0	1	1	0	0	5	3	1	0	5	2	1	0	2	0	21	13,052	35
		D	0	0	0	0	0	0	0	0	0	0	0	0	0	0	0	0	8	2
	Neonatal Tetanus	A	0	0	0	1	0	0	0	0	0	0	0	0	0	0	0	1	41	0
		D	0	0	0	0	0	0	0	0	0	0	0	0	0	0	0	0	6	0
	Yellow fever	A	0	0	0	0	0	0	0	0	0	0	0	0	0	0	0	0	86	0
		D	0	0	0	0	0	0	0	0	0	0	0	0	0	0	0	0	0	0
Viral Hemorrhagic Diseases	Dengue fever	A	0	0	0	0	0	0	0	0	0	0	0	0	0	0	0	0	2	0
		D	0	0	0	0	0	0	0	0	0	0	0	0	0	0	0	0	0	0
	Ebola Virus Disease	A	0	0	0	0	0	0	0	0	0	0	0	0	0	0	0	0	0	0
		D	0	0	0	0	0	0	0	0	0	0	0	0	0	0	0	0	0	0
	Lassa fever	A	0	0	0	1	0	0	0	0	0	0	0	1	0	0	0	2	154	30
		D	0	0	0	0	0	0	0	0	0	0	0	0	0	0	0	0	34	16
Influenza-Like Illnesses	COVID-19	A	0	0	0	0	0	0	0	0	0	6	1	0	0	0	7	11	0	
		D	0	0	0	0	0	0	0	0	0	0	0	0	0	0	0	0	0	
	Influenza Like Illnesses	A	0	0	0	0	0	0	0	0	0	5	0	0	0	0	5	100	0	
		D	0	0	0	0	0	0	0	0	0	0	0	0	0	0	0	0	0	
Diarrheal Diseases	Acute Bloody Diarrhoea (Shigellosis)	A	0	1	1	0	0	2	0	3	2	0	0	5	3	0	0	17	611	0
		D	0	0	0	0	0	0	0	0	0	0	0	0	0	0	0	0	0	
	Severe Acute Watery Diarrhoea (Cholera)	A	0	0	0	0	0	0	1	4	0	2	0	7	1	0	0	15	756	0
		D	0	0	0	0	0	0	0	0	0	0	0	0	0	0	0	0	0	
Events of Public Health Interest	Maternal Mortality	D	0	0	0	1	0	1	0	0	1	1	0	0	0	0	4	246		
	Neonatal Mortality	D	1	0	0	0	0	0	1	1	1	12	1	0	0	0	17	612		
	AEFI	A	0	1	0	1	0	7	5	5	0	0	0	0	0	0	0	19	586	0
		D	0	0	0	0	0	0	0	0	0	0	0	0	0	0	0	0	0	
	Unexplained Cluster of Health Events/Disease	A	0	0	0	0	0	0	0	0	0	0	0	0	0	0	0	0	0	
		D	0	0	0	0	0	0	0	0	0	0	0	0	0	0	0	0	0	
Other Reportable Diseases	Mpox	A	0	0	0	0	0	0	0	0	0	0	0	0	1	0	1	120	7	
		D	0	0	0	0	0	0	0	0	0	0	0	0	0	0	0	0	0	
	Tuberculosis	A	0	0	0	0	0	0	0	0	0	0	0	0	0	0	0	0	0	
		D	0	0	0	0	0	0	0	0	0	0	0	0	0	0	0	0	0	
	Human Exposure to Rabies (Suspected Human)	A	1	3	2	4	0	3	5	5	7	4	28	18	2	2	2	86	2,860	0
		D	0	0	0	0	0	0	0	0	0	0	0	0	0	0	0	0	0	
	Meningitis	A	0	0	0	0	0	0	0	0	0	0	0	0	0	0	0	0	32	0
		D	0	0	0	0	0	0	0	0	0	0	0	0	0	0	0	0	0	
Unexplained Cluster of deaths	A	0	0	0	0	0	0	0	0	0	0	0	0	0	0	0	0	0		
	D	0	0	0	0	0	0	0	0	0	0	0	0	0	0	0	0	1		
Neglected Tropical Diseases	Buruli Ulcer	A	0	0	0	0	0	0	0	0	0	0	0	0	0	0	0	119	0	
		D	0	0	0	0	0	0	0	0	0	0	0	0	0	0	0	0		
	Yaws	A	0	0	0	0	0	0	0	0	0	0	0	0	0	0	0	0	241	4
		D	0	0	0	0	0	0	0	0	0	0	0	0	0	0	0	0	0	
TOTAL		2	6	4	8	0	18	0	19	0	13	0	34	0	5	2	195	19,717	57	

D = Dead A = Alive

Notes

- ☞ **Completeness** refers to the proportion of expected weekly IDSR reports received (target: $\geq 80\%$)
- ☞ **Timeliness** refers to the proportion of expected weekly IDSR reports received by the next level on time (target: $\geq 80\%$). The time requirement for weekly IDSR reports:
 - Health facility - required on or before 5:00 pm every Saturday to the district level
 - Health district - required on or before 5:00 pm every Sunday to the county level
 - County - required on or before 5:00 pm every Monday to the national level
- ☞ **Non-polio AFP rate** is the proportion of non-polio AFP cases per 100,000 among the estimated population under 15 years of age in 2017 (annual target: $\geq 2/100,000$)
- ☞ **Non-measles febrile rash illness rate** refers to the proportion of Negative measles cases per 100,000 population
- ☞ **Annualized maternal mortality rate** refers to the maternal mortality rate of a given period of less than one year and it is the number of maternal deaths per 100,000 live births
- ☞ **Annualized neonatal mortality rate** refers to the neonatal mortality ratio of a given period of less than one year and it is the number of neonatal deaths per 1,000 live births
- ☞ **Epi-linked** refers to any suspected case that has not had a specimen taken for serologic confirmation but is linked to a laboratory-confirmed case
- ☞ **Confirmed case** refers to a case whose specimen has been tested positive or reactive upon laboratory testing, or has been classified as confirmed by either epidemiologic linkage with a confirmed case or clinical compatibility with the disease or condition

Epidemiological bulletin published with support from WHO and CDC

For comments or questions, please contact

Ralph W. Jetoh, MD, MPH

Director

Infectious Disease and Epidemiology Division
National Public Health Institute of Liberia
Republic of Liberia

Email: ralphica2000@gmail.com

Phone: +231 886526388/777372655

Website: www.nphil.gov.lr

National Public Health Institute of Liberia (NPHIL)

MISSION

To prevent and control public health threats by promoting healthy outcomes and serving as a source of knowledge

VISION

A center of excellence to create health outcomes for Liberians through a strong preventive health system and expertise

EDITORIAL TEAM

DIDE / NPHIL

A. N. Mianah
I. P. Pewu
T. O. Yeabah
J. S. Kokro
E. Dwalu
A.B. Corvah
G. B. Williams
S. K. Zayzay
L. W. Colee
M. Tegli
T. L. Hall
S. L. Flomo
M. S. Quiah
J. O. Abel
P. J. Thomas
H. M. Sherman
M.D. Vaye
N. K. Dovillie
A. Coker
S. Nuwolo
N. Sesay

Ministry of Health
WHO Liberia Office
US CDC Liberia Office

Data sources

Data and information is provided by the fifteen County Surveillance Officers and National Public Health Reference Laboratory via regular weekly reports, telephone calls and email exchanges. Situations are evolving and dynamic therefore numbers stated are subject to change.